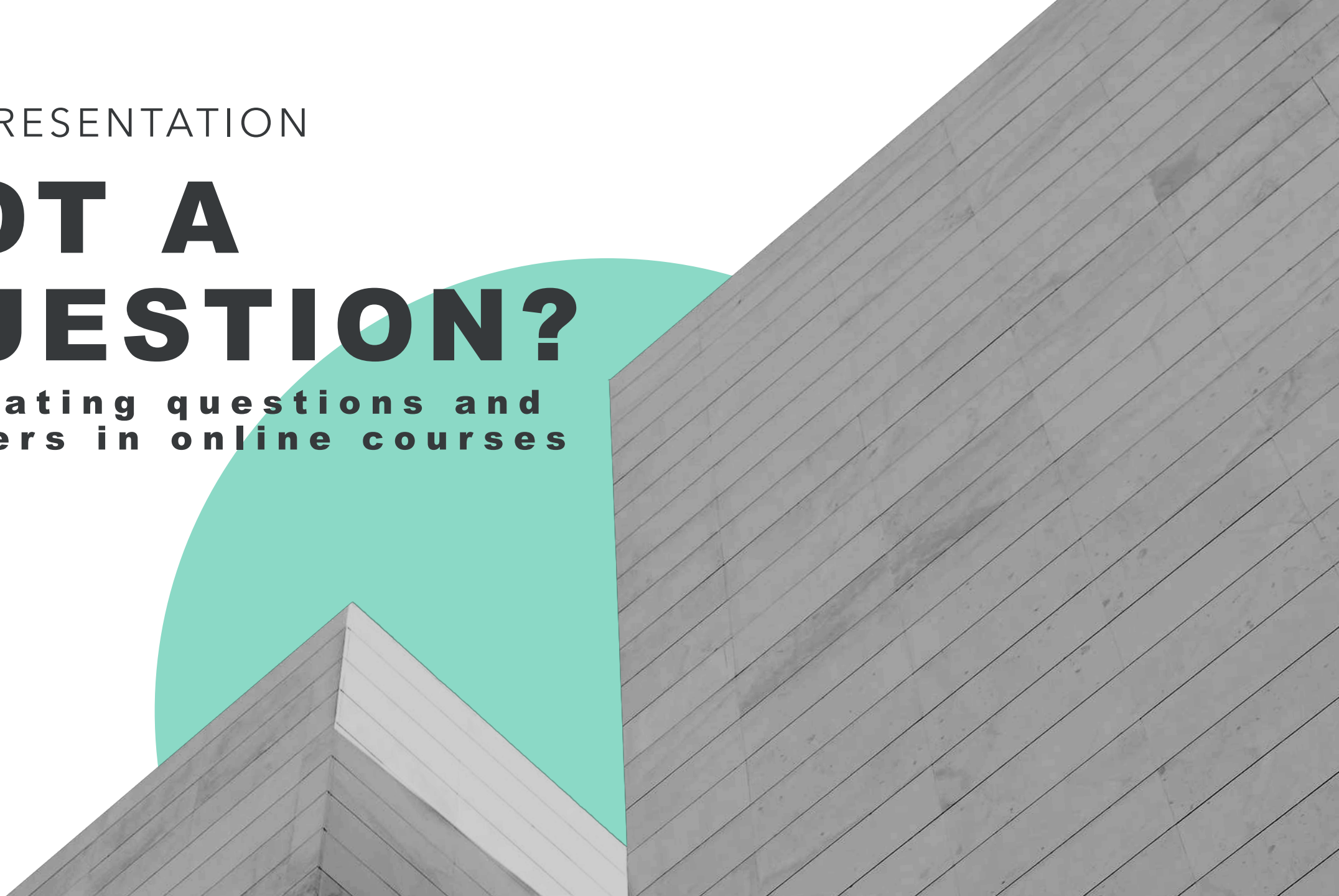


I4PL PRESENTATION

GOT A QUESTION?

**Simulating questions and
answers in online courses**





HOW DO **YOU** RECEIVE QUESTIONS FROM STUDENTS IN ONLINE COURSES?

(And how do you avoid repeat questions?)

Speak out loud or type in the chat.

Let's share ideas.

SIMULATE RECEIVING QUESTIONS



Prof

Sets up the simulation in RISE, iSpring, Moodle, PDF, Word document, Storyline (it's just a link!)
<mailto:emmyhuot@gmail.com?subject=Question>

Student

Selects the link. The e-mail popup will appear, and they type their question.

Prof

Receives the question. Posts the question and the answer on Moodle.

Student

Has all their questions answered!

Prof

Doesn't have to repeat themselves!

RISE EXAMPLE

**DO YOU HAVE A
QUESTION?**

[Email me your question](#)

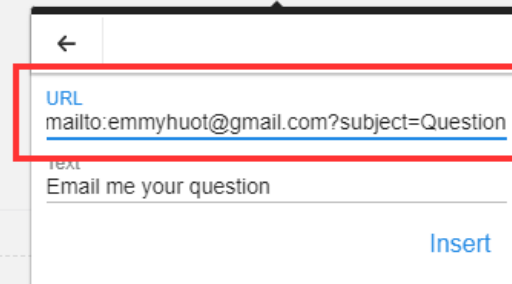
Then visit the [QUESTIONS
ANSWERED](#) forum on Moodle.

Set the mailto: code as a link on a text in RISE

**Change my email address to
YOUR email address!**

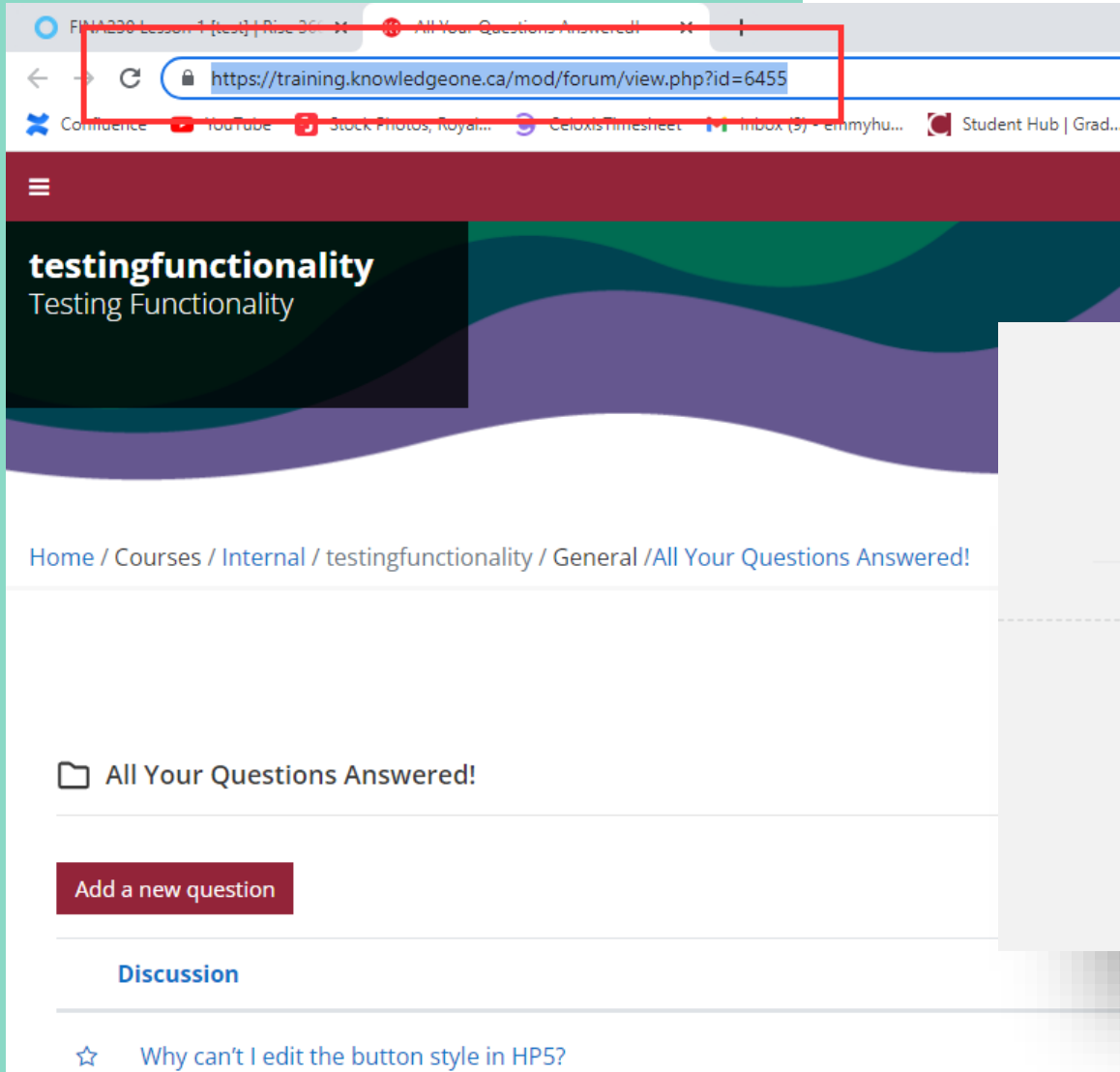
**DO YOU HAVE A
QUESTION?**

Email me your question



The screenshot shows a RISE editor interface. At the top, there is a text field containing a left-pointing arrow. Below it, a red box highlights a URL: `mailto:emmyhuot@gmail.com?subject=Question`. Below the URL, the text "Email me your question" is visible. At the bottom right of the editor, there is an "Insert" button.

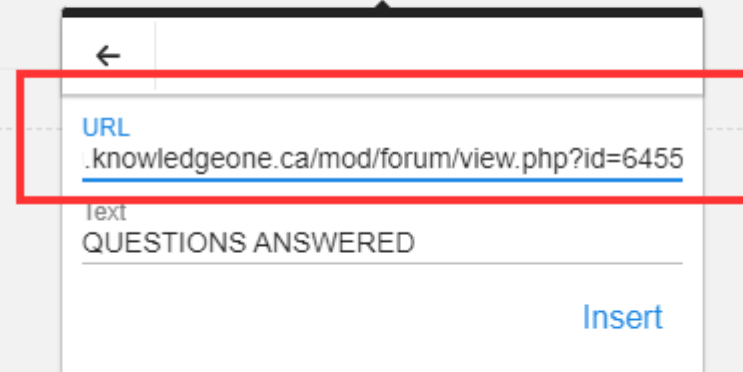
RISE EXAMPLE



The screenshot shows a web browser window with the address bar containing the URL <https://training.knowledgeone.ca/mod/forum/view.php?id=6455>. The page content includes a header for 'testingfunctionality' and a breadcrumb trail: 'Home / Courses / Internal / testingfunctionality / General / All Your Questions Answered!'. Below the breadcrumb is a folder icon labeled 'All Your Questions Answered!' and a red button labeled 'Add a new question'. At the bottom, there is a 'Discussion' section with a star icon and the text 'Why can't I edit the button style in HP5?'.

Copy the link from the questions forum on Moodle and set it as a link on a text in RISE

Then visit the **QUESTIONS ANSWERED** forum on Moodle.



The screenshot shows a Moodle forum post editor. The 'URL' field contains the text <https://training.knowledgeone.ca/mod/forum/view.php?id=6455>, which is highlighted with a red box. Below the URL field is a 'Text' field containing the text 'QUESTIONS ANSWERED'. An 'Insert' button is located at the bottom right of the editor.

RISE EXAMPLE

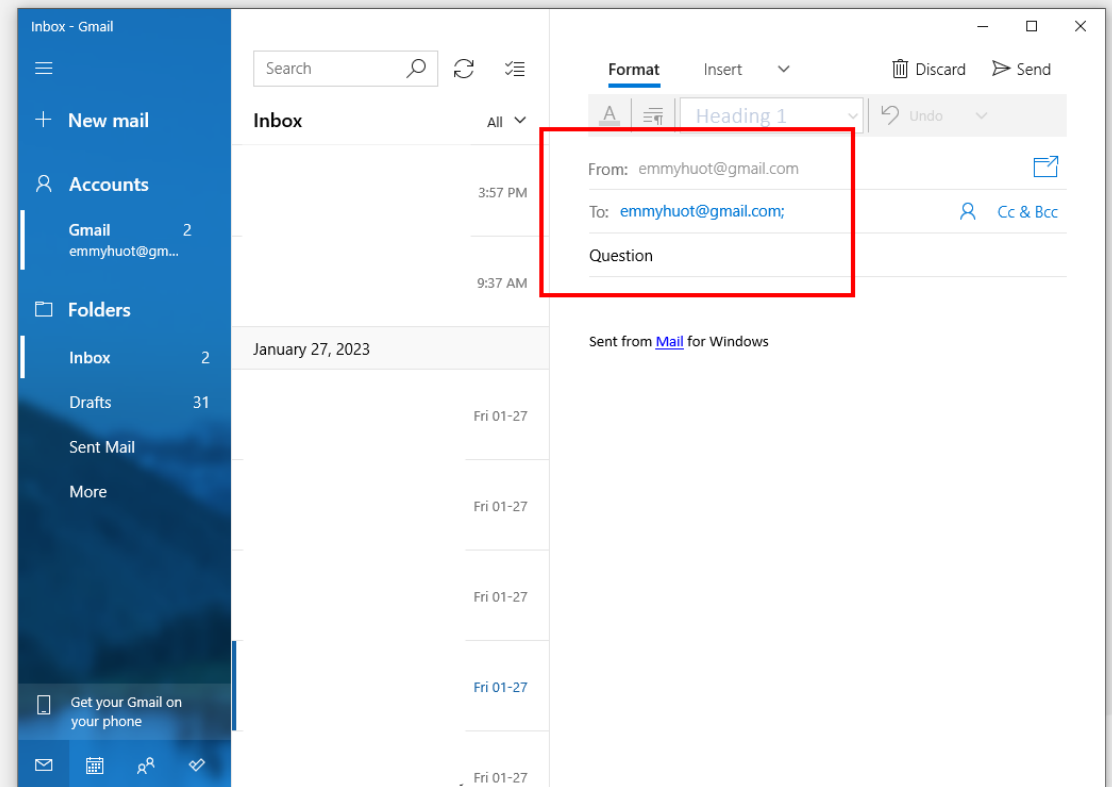
**DO YOU HAVE A
QUESTION?**

[Email me your question](#)

Then visit the [QUESTIONS
ANSWERED](#) forum on Moodle.



When the student selects the email link, the email pop-up will appear with Question as the subject line.



RISE EXAMPLE

Post the question and the answer on Moodle for every student to access!

📁 All Your Questions Answered!

Why can't I edit the button style in HP5?

Display replies in threaded form



Move this discussion to ...



Move



Why can't I edit the button style in HP5?

by [Emmy Huot](#) - Sunday, 29 January 2023, 4:00 PM

Unfortunately, H5P is limited in its design capabilities. You will have to find other ways to make your presentation look good!

RISE EXAMPLE



Do you have a question?

Normally, students have a couple common questions at this stage in the lesson. You can visit the [ANSWERED QUESTIONS forum on Moodle](#), I may already have answers for you!

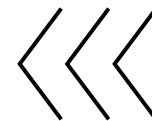
Your question has not been answered on Moodle?

[Email me your question](#)

I will answer it on the Moodle in the **next three business days**.

NOTE

To avoid double-questions, and to put the responsibility on the student to look for already-answered questions, use this wording!



LET'S RECAP

You can add a link in your Word doc, PDF, PowerPoint, RISE, storyline, Moodle, etc. online learning module where **students can EMAIL YOU a question and you can answer it on Moodle for everyone to access!**



THANK YOU

Emmy Huot

emmyhuot@gmail.com